

DECISION AID

For Patients With Heart Failure Who Are Considering an ICD



Use this for patients with heart failure at risk for SCD (primary prevention)



▶ Why am I being offered an ICD?

Your doctor thinks that you might benefit from having an **implantable cardioverter defibrillator (ICD)** placed. This is because having heart failure makes you more likely to develop a dangerous heart rhythm. This type of rhythm could cause your heart to suddenly stop beating. Without quick treatment, you could die within minutes (this is called sudden cardiac arrest). An ICD can help monitor for and treat these dangerous heart rhythms.



Reasons an ICD might be recommended

ICDs are commonly used in patients with heart failure. Based on current guidelines, about half of people with heart failure are candidates for an ICD to prevent sudden cardiac death.



Half of patients
or 1 in 2

Whether
you get an
ICD or not is your
choice. Use this
decision aid
to help.

An ICD can be especially helpful in people with reduced ejection fraction (when the heart doesn't squeeze as well as it should).

Talk with your health care team about the reasons you are being asked to consider an ICD.

Whether or not to get an ICD is a choice – your choice!

It's important to:

1. Take time to learn about how an ICD works.
2. Talk with your health care team so that you understand your personal risk, or chance, of sudden cardiac death and how much an ICD might lower that risk.
3. Think about what matters most to you.

This booklet was created, with input from experts and patients, to help:

- **Explain how an ICD works** and why your doctor is recommending one.
- **Answer common questions** and present key considerations other patients have found helpful.
- **Share information so you are able to make a decision** about an ICD based on your values and wishes.

It follows the basic steps for shared decision-making.



It can be scary to think about the possibility of dying early. Be sure to share your feelings and ask questions about the benefits and possible harms of having - or not having - an ICD placed. This will help you make a decision that you feel good about.

1

Understanding that there is a decision to be made - whether or not to have an ICD placed - that is based on the evidence and your wishes.

PAGE 2

2

Learning why an ICD is being recommended, how it works, possible tradeoffs of having one or not, and the benefits and harms.

PAGE 3

3

Gathering additional information, including what life with an ICD might look and feel like, and other lifestyle considerations.

PAGE 7

4

Thinking through your own values and preferences and if you want a device.

PAGE 12

5

Reviewing and reflecting on your care team's recommendations and your personal treatment goals. Following up to ask any remaining questions.

PAGE 15

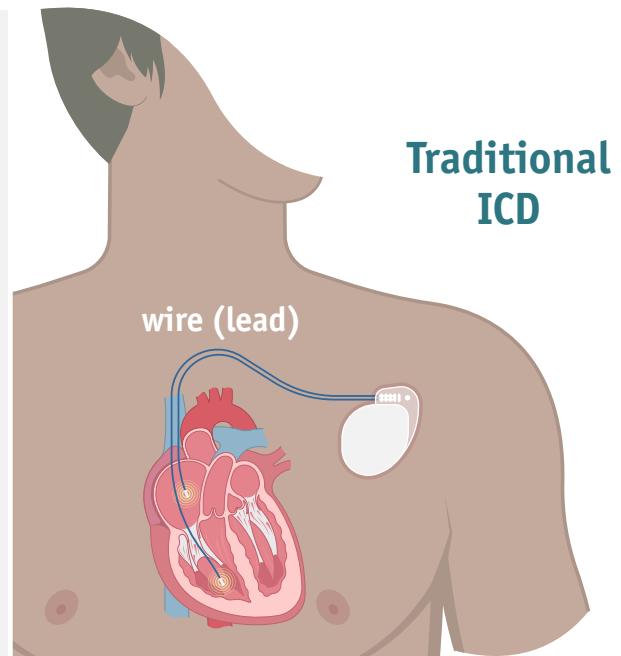
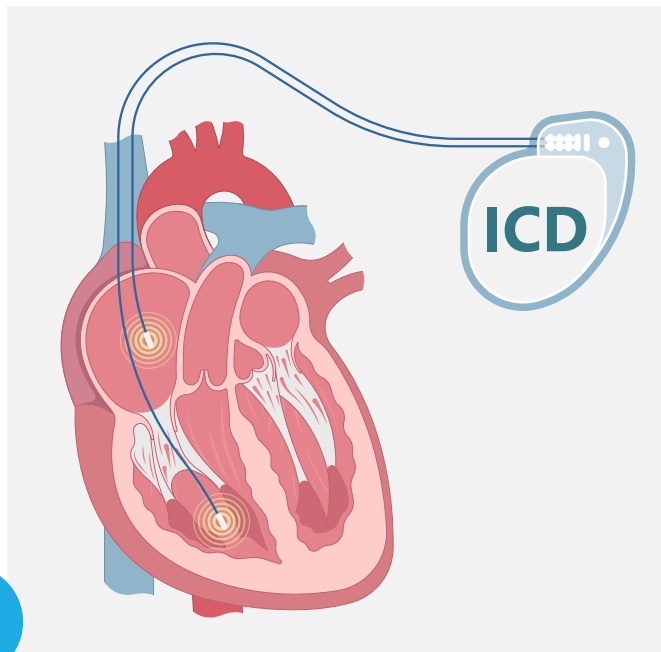
6

Arrive at your decision together with your health care team.

▶ What is an ICD?

An ICD is a small, battery-powered device. It is used to monitor your heartbeats and correct for a dangerous heart rhythm. Having an ICD can help lower your chance of dying from a dangerous heart rhythm.

How? Depending on the type of ICD, one or more wires (called “leads”) connect to or sit near the heart. This allows the ICD to detect dangerous heart rhythms. When the ICD senses a dangerous heart rhythm, it gives the heart an electrical shock. This helps reset the heart to beat normally.



Other questions about an ICD

Does getting an ICD require surgery?

Yes. An ICD is surgically placed under the skin through a small incision. The surgery takes a few hours. You may need to stay in the hospital overnight. There will be a bump the size of a small bar of soap under your skin and a visible scar. Sometimes this takes some getting used to.

Are there different types of ICDs?

There are different types of ICDs. All ICDs work to deliver a shock if they detect a dangerous heart rhythm. Some ICDs have wires that go through the blood vessels and into the heart. Other ICDs (called “subcutaneous” or “extra vascular”) have leads that are placed outside the heart. There are several companies that make ICDs. If you choose to get an ICD, you and your health care team will talk about which type is best for your condition.



Will an ICD make me feel better?

ICDs do not stop an advancing illness like heart failure. Nor can one make you feel better. They help prevent sudden cardiac death. Some patients might get an ICD that also helps pace the heart that can make them feel better. You should talk with your health care team about the differences between these devices.

How is it different from a pacemaker?

An ICD is different from a pacemaker. A pacemaker helps the heart beat at a regular pace, but it does not deliver a shock like an ICD. Most ICDs have the ability to work like a pacemaker if needed.

Can the ICD be taken out?

It is best not to remove the ICD. ICDs are usually only removed if there is concern about an infection or if the device isn't working properly.

Will my ICD need to be replaced?

ICDs have to be replaced approximately every 10 years when the battery runs out. This requires another surgery, which is done without being admitted to the hospital. Replacing ICD wires is rare but is sometimes required.



Can the ICD be turned off?

Yes. It is possible to turn off the ICD without surgery. This is even recommended when a person is close to dying of another cause. It is possible to keep the pacemaker function turned on. Talk about this with your health care team.

What does an ICD look like?

Here are life-size images of different brands of ICDs.



Side view

▶ Understanding what it means to have an ICD or not, as well as the benefits and harms

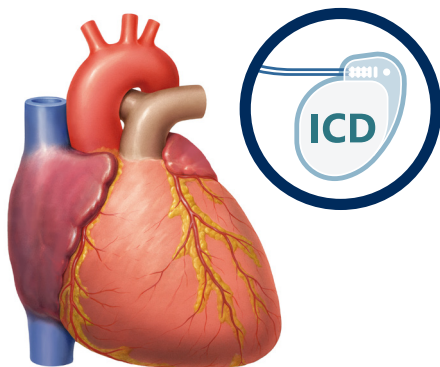
ICDs only stop sudden cardiac death. None of us can predict the future but, in some ways, considering an ICD involves thinking through how you might want to die. There can be two ways to think about what this decision might mean for you. For example, which option or path do you relate to more?

Path 1



You may choose to get an ICD.

You may be feeling like you usually do, then a dangerous heart rhythm could happen. The ICD may help you live longer by treating a dangerous heart rhythm. You will continue to live with your heart condition, which may get worse over time.



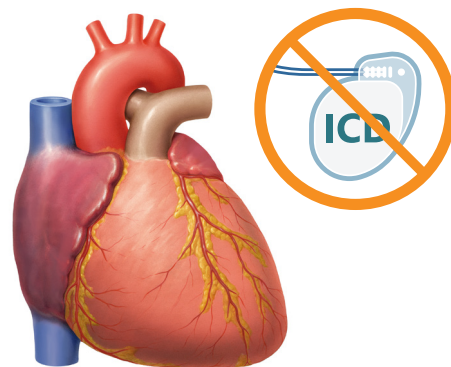
"I'm not ready to die. I have so much to live for and years ahead of me (for younger patients). Even if it means getting shocked, I'm willing to do anything that can help me live longer."



Path 2

You may choose NOT to get an ICD.

You may be feeling like you usually do and then a dangerous heart rhythm could happen. You may die naturally or suddenly from the dangerous heart rhythm, possibly at a younger age than you had imagined.



"The idea of dying quickly sounds painless. Going through surgery and getting shocked is not something I want."

Explained another way:

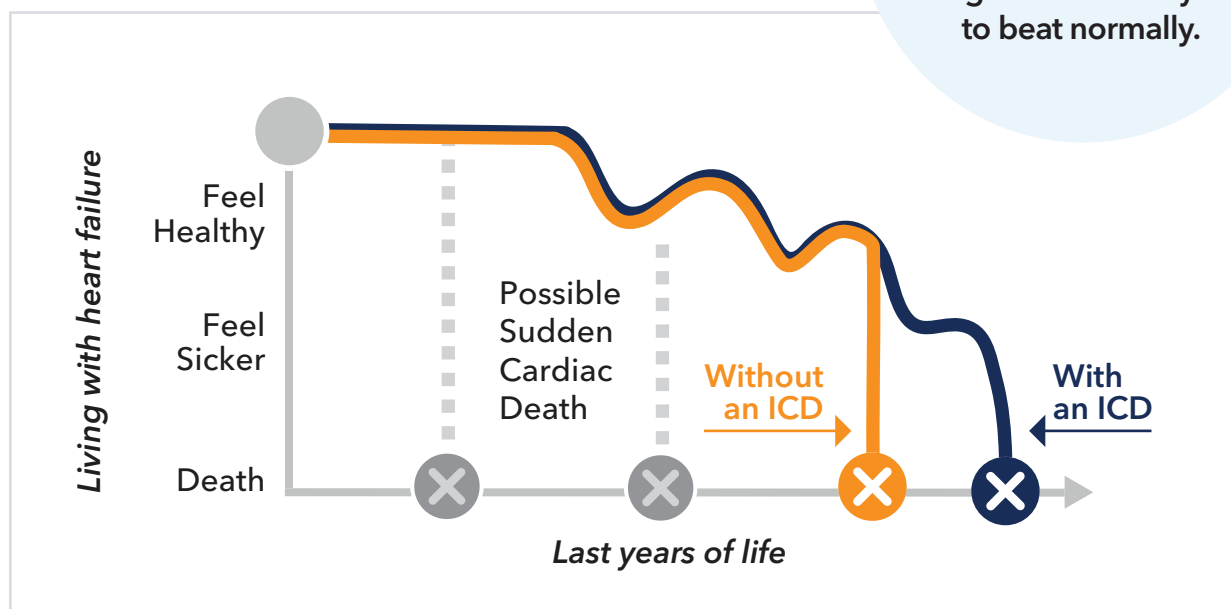
It's not easy, but think about how you might want your final years to unfold. It might be helpful to think about what you are saying "Yes" to:

- Having a quick death with no suffering

OR

- Being able to live longer.

Here's what that might look like:



What are the main benefits and harms?



What are the **BENEFITS** of getting an ICD?

- ICDs are used to:
 - Correct for a dangerous heart rhythm.
 - Help prevent sudden cardiac arrest and dying as a result.
 - Collect important information about your heart's electrical rhythms, which can be valuable for you and your care team to know.
- Some patients feel more secure knowing that they have an ICD.




What are the **HARMS** of getting an ICD?

- When placing the ICD:
 - 4 out of every 100 patients will experience some bleeding after surgery.
 - 2 out of every 100 patients will have a serious problem like damage to the lung or heart.
- About 1 out of every 100 patients will develop an infection over the life of their device.
- Some patients develop anxiety or depression from worrying about or actually being shocked.

▶ Other important questions to consider

Answers to some of these questions have been helpful to other people when making a decision about getting an ICD or not.

What does a shock feel like?



It's different for everyone. Patients say that getting shocked is like "being kicked in the chest" or "feeling an electrical current through their chest." It can be painful. Some people pass out due to the dangerous heart rhythm before they are shocked and, therefore, don't remember being shocked. Before a shock is delivered, the ICD will try to correct your dangerous heart rhythm.

How often will I receive a shock?

Over 5 years, about 20 out of every 100 patients get shocked by their ICDs. About 80 out of every 100 will not get shocked. Most shocks happen because of dangerous heart rhythms, but some happen when they are not needed.

Would I survive a dangerous heart rhythm without an ICD?

You may survive a dangerous heart rhythm only if you are treated within a few minutes with an external shock by an automated external defibrillator (AED) or by a paramedic. However, many patients die before emergency help can reach them.

Will I live longer with an ICD?*



Without an ICD: Patients without an ICD are more likely to die suddenly from a dangerous heart rhythm. Without an ICD, 36 out of every 100 patients with heart failure will die over a 5-year period.

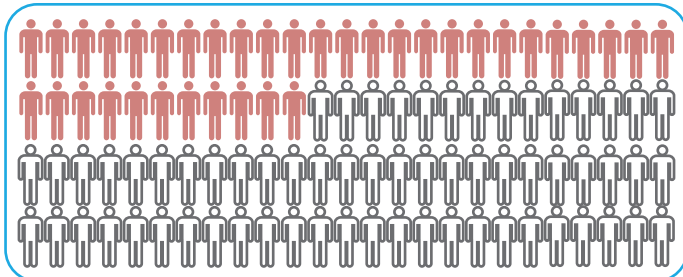


With an ICD: Patients with an ICD are less likely to die suddenly of a dangerous heart rhythm. With an ICD, 29 out of every 100 patients with heart failure will die over a 5-year period. This means 7 more patients would live with an ICD during this time period.



These numbers are from earlier medical studies. More recent studies** continue to show there is a benefit to having an ICD, even when someone is on the best medicines for heart failure. Still, no one can know or predict what will happen to any one person. Talk with your health care team to better understand how much an ICD might benefit you.

What are the benefits of getting an ICD? Results from a 5-year study*



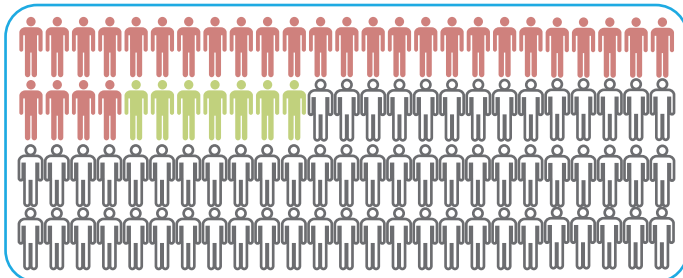
No ICD



36 die



64 live



Yes ICD



29 die



71 live



7 saved



Number of people who live because of the ICD



Number of people who die for any reason



Number of people not affected

7

lives saved over 5 years by having an ICD.

*SCD-HeFT. Bardy, GH, et al. NEJM 2005;352:225-237.

** PARADIGM-HF Analysis. Rohde, L, et al. J Am Coll Cardiol HF. 2020 Oct, 8 (10) 844-855.

How might an ICD affect my lifestyle or how I manage other conditions?

Many people consider their lifestyle and other illnesses when deciding whether or not to get an ICD. You may want to discuss these questions with your health care team.



For some people, how the ICD impacts their lifestyle is the most important question.

- How will I look after I have had the ICD implanted?
- Will I be able to be as active as before my ICD implant? Will I be able to play sports?
- When dating or having sex, will other people think of me as fragile?
- This is scary. I haven't really thought about sudden cardiac death or mortality before.

Other people may have many medical problems. For these people, other considerations may be more important.

- How invasive will this procedure be?
- Is it worth it for me?
- Are there specific concerns with having an ICD given my other conditions or my stage of life?
- How will an ICD affect my other medical conditions?



Everyone is different. You are a unique person with your own goals, values and other challenges. Talk to your health care team about how these might influence your decision to get an ICD or not.

▶ What is it like to live with an ICD?

Many people have questions about what life will be like with an ICD. Here is what you might expect, though everyone is different, so it's best to ask your health care team.

The first few weeks

In the first few weeks after getting an ICD, you may need to limit some of your activities to allow your body to heal. Talk with your health care team about what activities are important to you, and when you can return to doing them.

Make a plan with your cardiologist for:

- Regular ICD checks
- Setting up a home monitor, if needed
- What to do if your ICD starts making noise
- What steps to take if you get a shock from your ICD



Generally,
an ICD shouldn't
interfere with your
daily life.

Emotional side of an ICD

There is an emotional side to having an ICD. Many patients say this is not often talked about. While many people also say it is reassuring to have an ICD, it may take some time to get used to it. Some people may not like how it feels or they may worry about being shocked. Some people find it harder than expected to see their scar. Be sure to find support from others and be aware of your feelings.

scary

daunting

exciting

Patient Perspectives

"When I got my ICD, I was scared. I didn't know when this thing would shock me, or what it would really feel like. My doctor said that it might help to give my ICD a name, so I could develop a relationship with it. I laughed, but it helped."

Lifestyle Considerations



Certain communication devices, industrial equipment, and security screening systems give off energy called electromagnetic fields. These may affect how the ICD works. It's always best to check with the company that makes your device to get an up-to-date list of what is safe and what might not be based on your specific ICD.



You should be careful about metal detectors at the airport. Some metal detectors do not work with an ICD. You should talk with airport security and your health care team. It is OK to walk through security systems at department stores. With newer devices, this is becoming less of an issue.



Many doctors recommend that a patient not drive for up to 6 months after getting a shock from their ICD. Some states and countries have even stricter laws. Talk to your care team about the driving laws in your area.



It is possible to exercise with an ICD. Talk to your care team to learn which exercises are safe for you, and when you can start exercising again.



It is OK to have sex when you have an ICD.



Having an ICD does not prevent you from getting pregnant, although you may want to talk to your care team about how your specific heart condition may affect your pregnancy.



You may use a phone, but you should keep it at least 6 inches away from the ICD.

▶ Making a decision with your values and wishes in mind

Isn't the decision just up to my doctor?

It's important to remember that the decision to get an ICD - or not - is yours to make. Either choice - that is, deciding to get an ICD or not - is reasonable. What matters to you might be very different from what matters to someone else.

How important is it to prevent sudden death?

Many people say that this is the most important question for them to consider when thinking about an ICD. Some people are not ready to die and are willing to have surgery and be shocked to have a better chance of staying alive if and when their heart has a dangerous rhythm. For others, it is important to die quickly, and they want to avoid surgery or getting shocked. Knowing what is most important to you can help you figure out which decision is right for you.

Talking it through

It may be helpful for you to talk with your family and friends. You may want to share the information in this decision aid with them. Also, share your questions and concerns with your health care team before making a final decision.



You know what is important to you better than anyone else. Any decision about your treatment should be based on your goals and values! Remember, these may change over time.

It's also important that you have all of the information you need to make a decision that is right for you.

Patient's thoughts

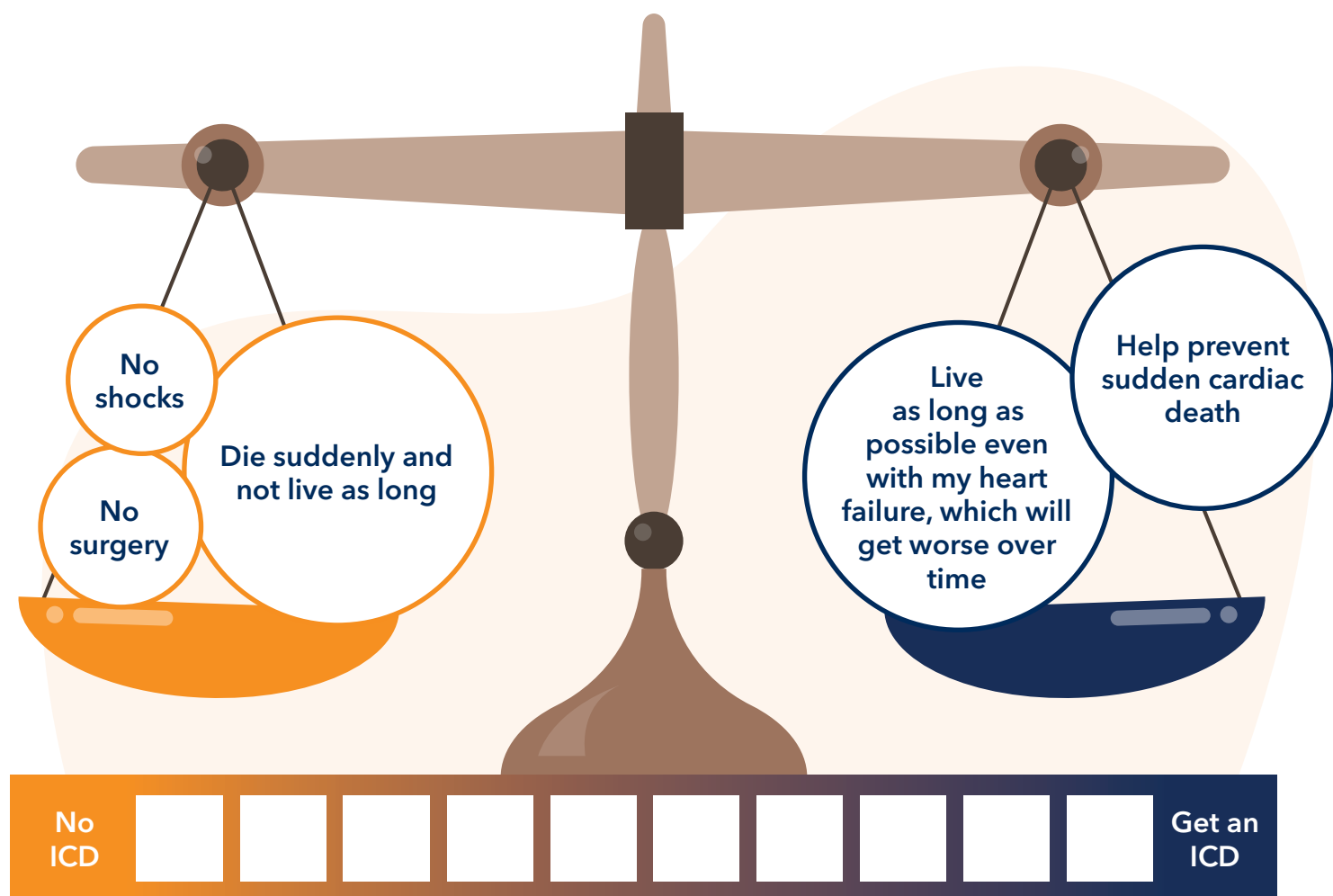
Jim: *"The whole thing is just getting all the information from any trusted source that you can. And take it all in and the final decision is up to you. You have to make that decision, not your doctor. And too many patients think the doctor is God, but the doctor doesn't know your body the way you do. So the final decision is yours."*



Caroline: *"First of all, I think it's a very personal choice. I think everybody needs to make their own decision. But, I think it needs to be an informed decision."*

On a scale ...

No one can predict the future. But if you were able to choose, how would you like to live out the rest of your life? (Check one box)



Your needs and wishes may change over time

For example, if you end up facing end-of-life decisions due to cancer or other reason, talk with your care team. Some people wish to turn off their ICD to avoid unwanted shocks. This can be done at your doctor's office and does not require surgery.

In summary

Here is a brief summary of some of the common questions other patients had when considering an ICD.

FAQ	Implant an ICD	Do not implant an ICD
What does an ICD do?	An ICD can detect a dangerous heart rhythm – one that could cause the heart to suddenly stop beating. If it does, it sends a shock to reset the heart to beat normally again.	Without an ICD, you have a higher chance of dying suddenly if a dangerous heart rhythm happens.
What is involved?	An ICD is placed under the skin through a small incision in your chest near your heart. Some ICDs have wires (leads) that go through the blood vessels and into the heart. Other ICDs (called “subcutaneous” or “extra vascular”) are placed outside the heart. You will probably stay one night in the hospital. In about 10 years, when the battery runs out, the ICD will need to be replaced.	You can continue to use medicine to treat your heart problem. Ask if there are other procedures for your specific heart condition.
Will I live longer with an ICD?	Patients with an ICD are less likely to die suddenly of a dangerous heart rhythm. Talk with your care team to better understand how much an ICD might benefit you.	Patients without an ICD are more likely to die suddenly from a dangerous heart rhythm.
Will I get shocked by the ICD?	Over 5 years, 20 out of every 100 patients who have an ICD will get a shock. 80 out of 100 patients will not get shocked.	You will not get a shock from an ICD if you don’t get an ICD.
What will a shock feel like?	It is different for everyone. Some common reports include: <ul style="list-style-type: none">• Getting a hard, forceful kick in the chest• Feeling pressure or an electrical current though the chest like a lightning bolt Some people pass out before they get shocked and, therefore, don’t feel it.	You will not get a shock from an ICD if you don’t get an ICD.
What are the possible harms of getting an ICD?	As with other surgeries, there is a risk of bruising (or bleeding), infection, or other problems. Some people also don’t love the idea of a device in them and worry about getting an unnecessary shock, though this is rare.	You will not have the possible harms of placing an ICD.

FAQ	Implant an ICD	Do not implant an ICD
Will an ICD improve my symptoms?	Having an ICD will not improve your symptoms or cure your heart problem.	Does not apply
Are there things I can't do?	This depends on your heart problem. Talk to your care team about driving limitations and other activities.	Even without an ICD, talk with your care team about driving limitations and other activities.
Can the ICD be taken out?	It is best not to remove the ICD unless it gets infected or it is time to have it replaced when the battery runs out.	Does not apply
Can the ICD be turned off?	Yes, the ICD can be turned off without surgery. This is recommended if a person is likely to die from another illness.	Does not apply

Reflection ...

	with an ICD?	without an ICD?
What benefits do you think you might experience:		
What possible harms are you worried about having:		
How might your life change:		
What frightens you about living with or without an ICD:		

